Model Introduction

ECL 15B series is an economical long-tiller pallet stacker, with the rated load capacity of 1500KG and lift height from 1600 to 3600mm, it meets customers' demands for increasing economic performance, handling efficiency and safety.

High maneuverable, economical and practical design, it can fully meets customers' demands. With compact design, its turning radius is smaller than conventional stackers, which is more suitable for small stacking warehouse operation.

We promise, We deliver

Noblelift Headquarters
Add:#528 Changzhou Road,Taihu
Sub-district,Changxing,313100,China
TEL:+86 572 6210311/6120989
FAX:+86 572 6129336
WEB:www.noblelift.com
Email: info@noblelift.com

Official website Our Wechat

Noblelift North America Corp.
Add:2461 S Wolf Road, Des Plaines, IL 60018
Tel:847-595-7100
Fax:847-595-7200
Email:sales@noblelifttna.com
Http: www.noblelifttna.com

Noblelift Europe GmbH
Add:Borsigstrasse 9d-93092 Barbing
Germany
TEL:+49 9401 607930
FAX:+49 9401 6079329
WEB:www.noblelifteuropr.com
Email: mail@noblelifteurope.com

Noblelift Russia
ООО "Ноблелифт Рус"
194292, Санкт-Петербург
Домостроительная ул. 4А офис 301
Бизнес-центр "Парнас"
тел.: +7 (800) 700-28-97
Email: sales@noblelift.com.ru

NOBLELIFT
Material Handling

ECL 15B Powered Stackers

Long-tiller Design
Capacity 1500Kg
Easy Maintenance
CURTIS Technology
Powerful Battery
Robust Design
High Maneuverability
Best Cost-Performance Ratio

NEW ARRIVAL Noblelift Products

NOBLELIFT INTELLIGENT EQUIPMENT CO., LTD

www.noblelift.com

Highlights Presentation

General Design

- Electrical box cover is based on long-tiller series design
- Mast is based on the existing structure design
- Hydraulic system is based on EDGE PSE12N stacker design
- Tiller is based on ECL10 tiller structure design

Long-tiller design meets the requirements of ergonomics and safety

- Long-tiller design ensure the operators high efficiency and safe distance from stacker-body.
- Long-tiller stacker uses less operating force, compared with the short-tiller stacker.
- Height is adjustable according to operators operating habits and height preference.
- 4-wheel design with sideways long-tiller gives operators a better view to the pallet.
- The safety distance and good view makes stacking operation more efficient and faster.

Stability Test Record

Cheap manufacturers

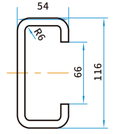

8 mm inside the edge
Wx=70.6cm³
The weight per meter14.38Kg

Noblelift Design of Mast

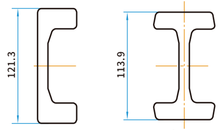

2810steel
Wx=81cm³
The weight per meter20.9Kg

3019steel
Wx=105cm³
The weight per meter25.9Kg

Solid steel channel for better stability and longer lifetime.

High stability, safety standards (GB/T10827.1: ISO1691.1), big load value at maximum lifting height.

Economic but durable tiller with internal structure design and plastic coating, ensures reliable and comfortable operation.
CAN-BUS technology reduces the connection number and improves system reliability.
CAN-BUS technology is convenient to check and shoot trouble, it also reduces maintenance time.

CAN communication is used for all functions of the electrical system to improve the stability and consistency of performance. Handheld programmer or computer software can make diagnosis, including troubleshooting, which makes maintenance easier than other controllers used by logistics industry.

Battery deep discharge protection device, voltage discharge indicator with low voltage automatic cutting and lifting function, for higher battery lifetime.
Proofed emergency switch and voltage discharge indicator, make it more durable and reliable.
Indicator shows faults through CAN-BUS, there is no need to remove the indicator housings.

48V DC brushless motor, low energy cost, no carbon brush, no spark, smooth operation, high efficiency, low fault rate, low maintenance cost, low noise, long lifetime.

Convenient stability casters adjustment, no need for lifting the stacker.

All parts of the stacker is maintenance-convenient, no need for special tools.
Built-in 8A charger.
Maintenance-free lead-acid battery, 48Vx60Ah.
48v2.2kw powerful pump system & powerful drive.

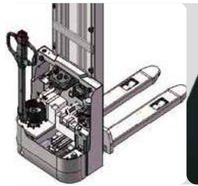

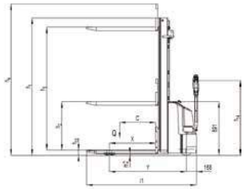

ECL15B Technical Parameter

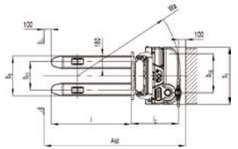

(ECL15B)					
Designation	Lowered mast height h1(mm)	Free Lift height h2(mm)	Lift height h3(mm)	Extended mast height h4(mm)	Lift+fork height h3+h13(mm)
one stage mast	2378	1910	1915	2385	2000
Two stage mast	1930	78	2815	3305	2900
	2080	78	3115	3605	3200

Type sheet for industrial truck acc. to VDI 2198

Distinguishing mark				
1.2	Manufacturer`s type designation		ECL15B	
			1600	3600
1.3	Drive		Battery	
1.4	Operator type		Pedestrian	
1.5	Load capacity / rated load	Q (t)	1.5	
1.6	Load center distance	c (mm)	600	
1.8	Load distance ,centre of drive axle to fork	x (mm)	770	
1.9	Wheelbase	y (mm)	1258	1283
Weight				
2.1	Service weight	kg	641	782
2.2	Axle loading, laden front/rear	kg	677 / 1464	722 / 1560
2.3	Axle loading, unladen front/ rear	kg	446 / 195	544 / 238
Tyres, Chassis				
3.1	Tires		Polyurethane (PU)	
3.2	Tire size, front	Øxw (mm)	Ø 210×70	
3.3	Tire size, rear	Øxw (mm)	Ø 80×70	
3.4	Additional wheels(dimensions)	Øxw (mm)	Ø 100×50	
3.5	Wheels, number front/ rear(x=driven wheels)		1x+1/ 4	
3.6	Tread, front	b10 (mm)	557	
3.7	Tread, rear	b11 (mm)	410 / 525	
Dimensions				
4.2	Lowered mast height	h1 (mm)	1978	2280
4.3	Free Lift height	h2 (mm)	1510	78
4.4	lift	h3 (mm)	1515	3615
4.5	Extended maximal height	h4 (mm)	1985	4005
4.9	Height of tiller in drive position min./max.	h14 (mm)	710 /1245	
4.15	Height, lowered	h13 (mm)	85	
4.19	Overall length	l1 (mm)	1806	1830
4.20	Length to face of forks	l2 (mm)	656	681
4.21	Overall width	b1 (mm)	820	
4.22	Fork dimensions	s/e/l (mm)	60 / 180 / 1150	
4.25	Width across forks	b5 (mm)	570 / 685	
4.32	Ground clearance, centre of wheelbase min./max.	m2 (mm)	25	
4.33	Aisle width for pallets 1000x1200 crossways	Ast (mm)	2293	2317
4.34	Aisle width for pallets 800x1200 lengthwis	Ast (mm)	2237	2261
4.35	Turning radius	Wa (mm)	1450	1474
Performance data				
5.1	Travel speed, laden/ unladen	km/h	4.4/ 4.7	
5.2	Lift speed, laden/ unladen	m/s	0.105 / 0.17	
5.3	Lowering speed, laden/ unladen	m/s	0.126 / 0.126	
5.8	Max. gradeability, laden/ unladen	%	5 / 10	
5.10	Service brake		Electromagnetic	
Electric- motor				
6.1	Drive motor rating S2 60min	kW	0.75	
6.2	Lift motor rating at S3 7.5%	kW	2.2	
6.3	Battery acc. to DIN 43531/ 35/ 36 A, B, C, no		No	
6.4	Battery voltage, nominal capacity K5	V / Ah	4x12/60	
6.5	Battery weight	kg	4x20	
6.6	Energy consumption acc. to VDI cycle	kWh/h	0.5	
Addi- tional data				
8.1	Type of drive control		DC- Speed Control	
8.4	Sound level at driver`s ear acc. to EN 12053	dB(A)	<70	